




STUDENT/FAMILY REPORT

OKLAHOMA SCHOOL TESTING PROGRAM



USING THIS REPORT TO MEET WITH YOUR STUDENT'S TEACHER OR SCHOOL

As your student's first teacher, you are a critical part of their education. It is important to remember that your student's strengths, abilities and potential cannot be measured by a single test score. Each student grows at different rates both physically and academically. State tests help gauge how your student is growing in the knowledge and skills outlined in the Oklahoma Academic Standards. State test results, when combined with other information (i.e., report card grades, teacher feedback, classroom performance and local tests) can help you and the teacher understand where your student is making progress and where they may need extra support. Ask your student's teachers and/or school:

- Where is my student excelling? How can I support this success?
- What do you think is giving my student the most trouble? How can I help my student improve in this area?
- What can I do to help my student with upcoming work?
- What curriculum and learning experiences do you provide to support my student?

OKLAHOMA STATE DEPARTMENT OF EDUCATION (OSDE) RESOURCES

The **OSTP Parent Portal** - is an interactive web-based tool you can use to access information about your student's OSTP results. (Note: You will need your student's state ID (STN) number and date of birth to set up an account. Your student's state ID (STN) number is located on the front of this report.) <https://okparentportal.emetric.net/login>

The **OSDE Family Guides** page provides links to grade-level guides that illustrate what is expected of students at each grade level in different content areas, along with activities families can do at home to further support their student's learning. <https://sde.ok.gov/oklahoma-family-guides>

The **OSDE Family Engagement** page is home to tools and resources that support partnerships between families and schools. <https://sde.ok.gov/families>

The **OSDE Assessment Guidance** page provides information and guidance on interpreting and using data from student assessments. <https://sde.ok.gov/assessment-guidance>

The **Oklahoma School Testing Program (OSTP)** material page provides more information about the state tests your student took such as Parent, Student, Teacher Guides (PSTGs) and testing blueprints. <https://sde.ok.gov/assessment-material>

The **OSDE Accountability** page has information about the how state test results connect to the Oklahoma School Report Card. <https://sde.ok.gov/accountability-assessments>

GLOSSARY OF TERMS

OPI Score: The Oklahoma Performance Index (OPI) score allows for a numerical comparison between students. For example, we can compare scale scores for students who took the 5th grade mathematics test this year with those who will take this test next year. Scale scores are not comparable across different subjects.

Performance Level: Reflect overall performance and are determined by where a student's OPI score falls within a defined range for each academic area. Oklahoma reports four performance levels: **Below Basic**, **Basic**, **Proficient**, or **Advanced**.

Performance by Category: Represent groups of similar student skills assessed within each grade and subject. For example, performance categories reported for grades 3-8 mathematics include Numbers and Operations, Algebra and Algebraic Reasoning, Geometry and Measurements, and Data and Probability. Each performance category uses an indicator to show student performance on the subset of items associated with the category. These indicators are **Below Standard**, **At/Near Standard** and **Above Standard**.

ADDITIONAL RESOURCES AND INFORMATION

Office of Assessment
Phone: (405) 521-3341

Office of Special Education
Phone: (405) 521-3351

Office of Curriculum and Instruction
Phone: (405) 521-4287



Dear Family,

This report showcases your student's performance on the spring 2019 Oklahoma School Testing Program (OSTP) Tests in key academic areas. State test results, when combined with other information - (i.e. homework, classwork, report card grades and local assessments), can help you and the teacher work together to support your student's growth.

Your student's score report helps you know:

- how your student performed in each academic area
- where your student is doing well and where they may need additional support
- how your student performed compared to others, and
- how you can support your student at home and at school

If you have any questions, please contact your local school or the Office of Assessment at <https://sde.ok.gov/office-assessments>.

Sincerely,

Joy Hofmeister
State Superintendent of Public Instruction

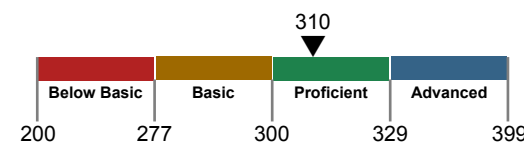
Grade 3

Student: Jane Doe
Local ID: 012345
State ID: 1001234567
Birth Date: 12/18/2009
Class: John Smith
School: Fort Cobb-Broxton
 Lower ES
District: Fort Cobb-Broxton
Code: 081167-105

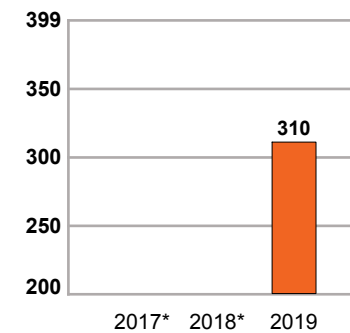
English Language Arts

310

Proficient



Isabel demonstrates readiness in ELA for the next grade or course.



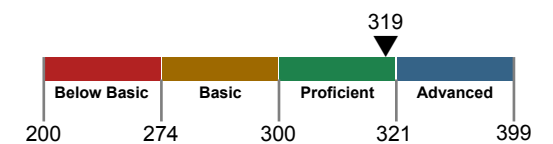
Isabel's ELA performance over time

*Score not available

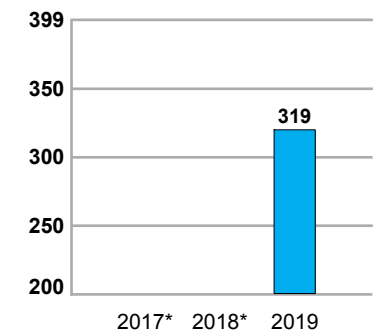
Mathematics

319

Proficient



Isabel demonstrates readiness in Mathematics for the next grade or course.



Isabel's Mathematics performance over time

*Score not available

Isabel HAS MET the Reading Sufficiency Act (RSA) criteria based on Standard 2.0 (Reading and Writing Process) and 4.0 (vocabulary) and is eligible for automatic promotion to 4th grade. For more information about RSA, please visit <https://sde.ok.gov/parents-reading-sufficiency>.

English Language Arts (ELA) ► PROFICIENT

Students scoring Proficient typically:

- choose the best summary of the text and identify the main idea and key details.
- compare and contrast details to classify genres.
- identify literary elements, literary devices, author's purpose and distinguish fact from opinion.
- infer whether a text is written in first- or third-person point of view.
- engage in a recursive writing process to create organized written works.
- create written works for specific purposes and audiences using details that support the writing task.
- use vocabulary knowledge and resources to interpret text through word parts, word relationships and context clues.
- use appropriate vocabulary to write clearly and effectively.
- frequently identify and apply appropriate use of grammar and mechanics to provide clarity and enhance communication.
- generate a question on a specific topic and locate and use information, including graphic features, to understand the text.
- summarize and present information in an organized way.

Isabel's ELA Performance by Reporting Category

Points Earned / Points Possible Ways to Support Isabel

14 / 19 Reading & Writing Process ► At/Near Standard

- Talk with your student about the information they are learning from the books they are reading.
- Help your student create detailed stories in writing or as a recording.

8 / 8 Critical Reading & Writing ► Above Standard

- Have your student tell you a story from a different point of view than the stories that they read (e.g., Goldilocks and the Three Bears from baby bear's point of view).
- Help your student write a poem, letter or story about things that interest them.

9 / 11 Vocabulary ► At/Near Standard

- Have your student keep an "Interesting Words" notebook. Have them write a description or use pictures to represent each word. Use their words in conversations.
- Learn and use new words in conversations with your student.

3 / 6 Language ► At/Near Standard

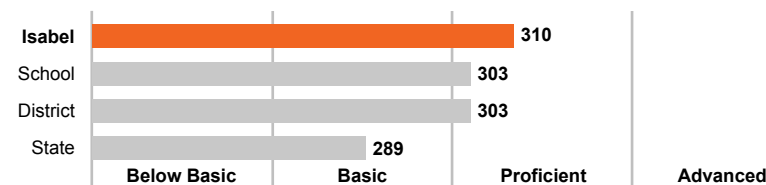
- Encourage your student to identify and correct mistakes in their own writing or notice mistakes in other people's writing.

4 / 6 Research ► At/Near Standard

- Encourage your student to create questions regarding topics they would like to know more about such as space, an animal or a career and discuss how to find information about each topic.

For more information on supporting your student, please visit the OSDE Family Guides found at <https://sde.ok.gov/oklahoma-family-guides>.

ELA Performance Compared to School, District and State



Your student's Lexile score:
765L

The **Lexile measure** provides a score that describes the level at which your student can comfortably read challenging text and also describes the complexity of texts, taking into account such features as vocabulary and sentence complexity. This measure, along with consideration of your student's interests and experiences, is helpful in finding texts for independent reading. For more information on Lexile measures, please visit <https://sde.ok.gov/lexiles>.

Mathematics ► PROFICIENT

Students scoring Proficient typically:

- compare and order whole numbers.
- complete addition, subtraction, and multiplication problems, and recognize the relationship between multiplication and division.
- construct and compare fractions using models.
- select the fewest number of coins for a given amount of money.
- determine rules to describe basic patterns.
- determine unknowns in equations and apply number properties.
- classify angles.
- sort three-dimensional figures and determine the perimeter of polygons.
- determine the area of two-dimensional figures.
- read and analyze length, temperature and time.
- summarize a data set and analyze the data to solve problems.
- solve real-world problems and employ problem-solving strategies of identifying and using appropriate information.

Isabel's Mathematics Performance by Reporting Category

Points Earned / Points Possible Ways to Support Isabel

21 / 23 Number & Operations ► Above Standard

- Ask questions that require adding or subtracting multi-digit numbers. (For example, after comparing the cost of two vehicles, ask how much money both vehicles would cost together. If you had \$100,000, how much left over money would you have or how much more money would you need?)
- Encourage your student to find everyday items arranged in groups and arrays and have them explain how they can be put into new groups (for example, notice windowpanes and ask questions about how they could be rearranged: 1 row of 12 panes, 2 rows of 6 panes, etc.).

7 / 7 Algebraic Reasoning & Algebra ► Above Standard

- Ask your student to find, explain and extend patterns they notice in their world (for example, colors, shapes or numbers).
- Challenge your student to compare numbers using phrases like "How many . . ." (For example, Erica made 5 orders of muffins. There are 6 muffins in each order. How many muffins did Erica make?)

11 / 14 Geometry & Measurement ► Above Standard

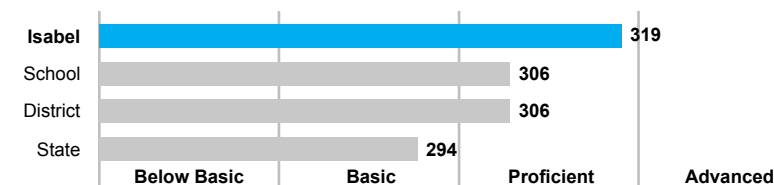
- Have your student find and identify different types of angles in the real world: acute, right and obtuse.
- Encourage your student to estimate and find exact measurements of everyday things (for example, temperature, length, area, perimeter, or the duration of various activities).

5 / 6 Data & Probability ► At/Near Standard

- Have your student collect data to create a graph (for example, taking a survey of family members).
- Challenge your student to collect data over a period of time. For example, have them track the weather: temperature, precipitation, humidity, and/or wind speed. Then have them analyze the data and create a graph of the data.

For more information on supporting your student, please visit the OSDE Family Guides found at <https://sde.ok.gov/oklahoma-family-guides>.

Mathematics Performance Compared to School, District and State



Your student's Quantile score:
890Q

The **Quantile measure** provides a score that describes your student's level of mathematical ability and the difficulty of a skill or concept as it relates to other mathematical skills and concepts your student is learning. The score shows your student's readiness for instruction regarding a particular mathematical skill or concept. For more information on Quantile measures, please visit <https://sde.ok.gov/quantiles>.